


GEMnet MULTI-GIGABIT DIFFERENTIAL CONNECTOR SYSTEM

Enabling 15 GHz and up to 56 Gbps Performance for the Automotive Industry



GEMnet Multi-Gigabit Differential Connector System

Enabling 15 GHz and up to 56 Gbps Performance for the Automotive Industry


Automotive manufacturers are increasingly utilizing multi-gigabit (10Gbps+) data links to design applications and architectures. Designed to meet these requirements, TE Connectivity's (TE) GEMnet connector family supports Multigigabit Ethernet and SerDes applications; provides bandwidth up to 15GHz and able to support data transmission up to 56Gbps. The GEMnet connector system offers the flexibility to support a wide range of Ethernet applications and industry protocols including 4K displays, radar/lidar, high-resolution camera and safety critical applications. The GEMnet connector system features 90° and 180° terminals and offers sealed and unsealed product types. Compatible with USCAR interface, the GEMnet connector system can be used with variety of different cables including Shielded Twisted Pair, Unshielded Twisted Pair and new high-performance cables. The GEMnet connector system provides automotive manufacturers with a high-performance connector system that supports current and future vehicle requirements with automotive grade robustness.

Automotive-Grade Design

The GEMnet connector family has been designed specifically for automotive applications and includes a primary and secondary lock, crimp connection, high cable retention force, high coding efficiency, anti-stubbing, anti-scooping, connector position assurance (CPA) protection and Poke-yoke with terminal polarization. In addition, The GEMnet connector family offers specific advantages in terms of automotive robustness, which include the robust ground contact design and integrated lead-in features and stub protection. The multiple contact points allow the GEMnet connector system to offer sufficient EMI performance. Featuring USCAR interface, GEMnet is an automotive grade connector system that can be used in a broad array of automotive applications.


Terminal

- 90 and 180 degree




Header

- 90 and 180 degree header (sealed and unsealed)
- 1, 2, 4, 6 port

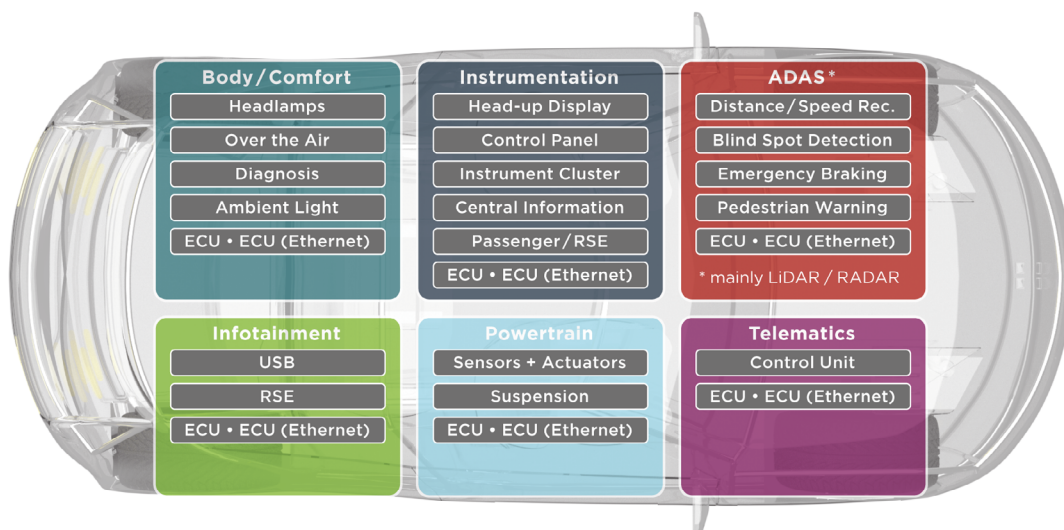


Housing

- 180° male and female housing, 90° female (sealed and unsealed)
- 1, 2, 4, 6 port



EXAMPLE APPLICATIONS



GEMnet Multi-Gigabit Differential Connector System

Enabling 15 GHz and up to 56 Gbps Performance for the Automotive Industry


PRODUCT OVERVIEW

Performance

Performance	Standards Conformance
Up to 56 Gbps* 15 GHz 100 Ohm impedance	TC9, IEEE802.3ch, APIX 3, PCIe Gen 4, GMSL2/3, FPD-Link III/IV

Applications

Protocols Supported	Functional Applications
Ethernet 100BASE-T1 1000BASE-T1 2.5/5/10/25GBASE-T1	
SerDes APIX® FPD-Link GMSL™ MIPI® A-PHY SM PCIe® USB GVIF HDBase-T™ ASA Motion Link	<ul style="list-style-type: none">• Camera systems (4K and beyond)• Driver assistance systems• Automated driving functions• High resolution displays• Rear seat entertainment• Compliant to USCAR
Other USB PCIe®	



Mechanical Features

- Primary and secondary locking
- Robust crimp design
- High cable retention force
- Anti-stubbing pin protection
- Scoop proof
- Optional Connector Position Assurance (CPA)
- Up to 25 mating cycles

*depending on chipset modulation, cable type & cable length

TE Connectivity's GEMnet connector system product range is based around 90° and 180° terminals and consists of sealed and unsealed PCB connectors (headers) and housings and cable assemblies.

GEMnet Multi-Gigabit Differential Connector System


Enabling 15 GHz and up to 56 Gbps Performance for the Automotive Industry

PRODUCT OVERVIEW

Mechanical Performance		Electrical Performance	
Mating Cycles	≥ 25	Impedance	100 ±10 Ohms
Connector Engagement Force	1 Port ≤ 20 N 2 Port ≤ 35 N 4 Port ≤ 50 N 6 Port ≤ 75 N	Isolation Resistance	≥ 100 mOhm
Connector Disengage Force (Lock Enabled)	≥ 110 N	Working Voltage	≤ 60 VDC
Connector Disengage Force (Lock Disabled)	≥ 5 N and ≥ 75 N	Power Current	≤ 2 ADC
Polarization Feature Effectiveness	1 Port ≤ 20 N 2 Port ≤ 35 N 4 Port ≤ 50 N 6 Port ≤ 75 N	Signal Contact Resistance	≤ 40 mOhm
Connector to Connector Audible Click	65 dB	Outer Contact Resistance	Initial ≤ 25 mOhms Final ≤ 40 mOhms
		Return Loss Single component, gated**	Initial ≤ 15 mOhms Final ≤ 25 mOhms
		Return Loss - Mated Pair compliant with future standards (including Open Alliance TC9, IEEE 802.3cy)	≥ 25 dB up to 1.5 GHz ≥ 20 dB up to 4 GHz ≥ tbd. up to 9 GHz
Environment Performance*			
Temperature Range	-40°C to +105°C	Dry Heat	DIN IEC 60068 2-2 Test B Temperature +105°C SAE/ USCAR-2 Rev 7 (cable dependent)
Vibration	DIN IEC 60068-2-2 Test B Severity 1 SAE/USCAR-2 Rev 7, V1 (cable dependent)	Humidity	DIN IEC 60068-2-30 @ +40°C
Mechanical Shock	DIN-EN-60068-2-27 Severity 1 SAE/USCAR-2 Rev 7, V1	Temperature/Humidity Cycling	SAE/USCAR-2 Rev 7 V2
Thermal Shock	DIN-EN-60068-2-14 SAE/USCAR-2 Rev 7 -40°C to +105°C (cable dependent)	Soldering Profile	acc. to IEC 60068-2-58; Group 3 (+250°C/ 30 sec)

* OEM-specific validations to be completed as required

** Results dependent on maximum frequency of cable and mated precision adapter



GEMnet Multi-Gigabit Differential Connector System

Enabling 15 GHz and up to 56 Gbps Performance for the Automotive Industry







GEMnet CONNECTOR SYSTEM




TERMINALS	Components	Components Part Number	Applicator Part Number
	Female Center Contact	2368012-1	3-2837971-2
	Female Outer Contact	2368036-1	3-2837986-2
	Ferrule	2368028-1	
	Male Center Contact	2368031-1	3-2837970-2
	Male Outer Contact	2368037-1	3-2837976-2
	Ferrule	2368028-1	
180° Female terminal set	PN 2394484		
180° Male terminal set	PN 2394485		

GEMnet Multi-Gigabit Differential Connector System

Enabling 15 GHz and up to 56 Gbps Performance for the Automotive Industry

GEMnet CONNECTOR SYSTEM UNSEALED CONNECTORS

FEMALE HOUSINGS	Ports	Orientation	CPA	Part Number	Key
	1	180°	Yes	2368022	A, B, C
	2	180°	Yes	2386612	A, B, C
	4	180°	Yes	2386629	A, B, C
	6	180°	Yes	2399595	A, B, C
	6	180°	No	2428482	A, B, C
	1	90°	Yes	2391002	A, B, C

MALE HOUSINGS	Ports	Orientation	CPA	Clip	Part Number	Key
	1	180°	No	No	2368003	A, B
	1	180°	No	Yes	2-2368033	A, B
	1	180°	No	Yes	2368033	A, B
	2	180°	No	No	2386606	A, B
	2	180°	No	Yes	2-2386608	A, B
	2	180°	No	Yes	2386608	A, B

GEMnet Multi-Gigabit Differential Connector System

Enabling 15 GHz and up to 56 Gbps Performance for the Automotive Industry












GEMnet CONNECTOR SYSTEM SEALED CONNECTORS

FEMALE HOUSINGS	Ports	Orientation	CPA	Part Number	Key
	1	180°	Yes	1802794	A, B, C
	4	180°	Yes	2420615	A, B, C
SINGLE WIRE SEAL	Ports	Orientation	CPA	Part Number	
	1	180°	-	1802792-1	
TPA	Ports	Orientation	CPA	Part Number	
	1	180°	-	1802802-1	
REAR COVER	Ports	Orientation	CPA	Part Number	
	1	180°	-	1802803-1	

GEMnet Multi-Gigabit Differential Connector System

Enabling 15 GHz and up to 56 Gbps Performance for the Automotive Industry

GEMnet CONNECTOR SYSTEM PCB HEADERS

UNSEALED	Ports	Orientation	PN	SEALED	Ports	Orientation	PN
	1	90°	2374901		1	90°	2397320
	2	90°	2374902		4	90°	2397322
	4	90°	2374900		1	180°	2397248
	6	90°	2397129				
	1	180°	2421271				
	2	180°	2464105				
	4	180°	2463437				
	6	180°	2463460				

GEMnet Multi-Gigabit Differential Connector System

Enabling 15 GHz and up to 56 Gbps Performance for the Automotive Industry

GEMnet CONNECTOR SYSTEM CABLE ASSEMBLY


	1 port 180deg female / 1 port 180deg female
	1 port 180deg male / 1 port 180deg female
	1 port 180deg female pigtail
	1 port 180deg male pigtail

Available cable types: UTP 100Mbps /STP 25Gbps


GEMnet Multi-Gigabit Differential Connector System

Enabling 15 GHz and up to 56 Gbps Performance for the Automotive Industry

GEMnet CONNECTOR SYSTEM APPLICATION TOOLING



Applicator PN	Platform	Terminal PN
3-2837976-2	OCEAN	2368028-1
3-2837970-2	OCEAN	2368031-1
3-2837971-2	OCEAN	2368012-1
3-2837968-2	OCEAN	2368028-1 (2368036 female outer jacket)



FOR FURTHER INFORMATION PLEASE CONTACT US:

EUROPE

Germany

Product Information Center:

Phone: +800 0440-5100

Fax: +49 6251-133-1988

Email: ConnectedSales@te.com

UNITED STATES

United States - Harrisburg

Product Information Center:

Phone: +1 800 522-6752

Fax: +1 717-986-7575

Web: TE.com/customerservice

www.te.com

© 2023 TE Connectivity. All rights reserved.

GEMnet, OCEAN, TE, TE Connectivity, and TE connectivity (logo) are trademarks owned or licensed by the TE Connectivity Ltd. family of companies.

APIX, FPD-Link, GMSL, MIPI A-PHY, PCIe, USB, GVIF, HDBase-T, USCAR, and all other logos, product(s) and/or company names may be trademarks of their respective owners.

TE Connectivity's (TE's) only obligations are those stated in TE's General Terms and Conditions of Business (www.te.com/aboutus/tandc.asp). While TE has made every reasonable effort to ensure the accuracy of the information in this publication, TE does not guarantee that it is error-free, nor does TE make any other representation, warranty or guarantee that the information is accurate, correct, reliable or current. TE reserves the right to make any adjustments to the information contained herein at any time without notice. TE expressly disclaims all implied warranties regarding the information contained herein, including, but not limited to, any implied warranties of merchantability or fitness for a particular purpose. The specifications in this publication are for reference purposes only and are subject to change without notice. Consult TE for the latest dimensions and design specifications.

aut-dc-gemnet-br-en | Revision 08-2023

TE Connectivity Germany GmbH

Ampèrestrasse 12-14
64625 Bensheim / Germany